


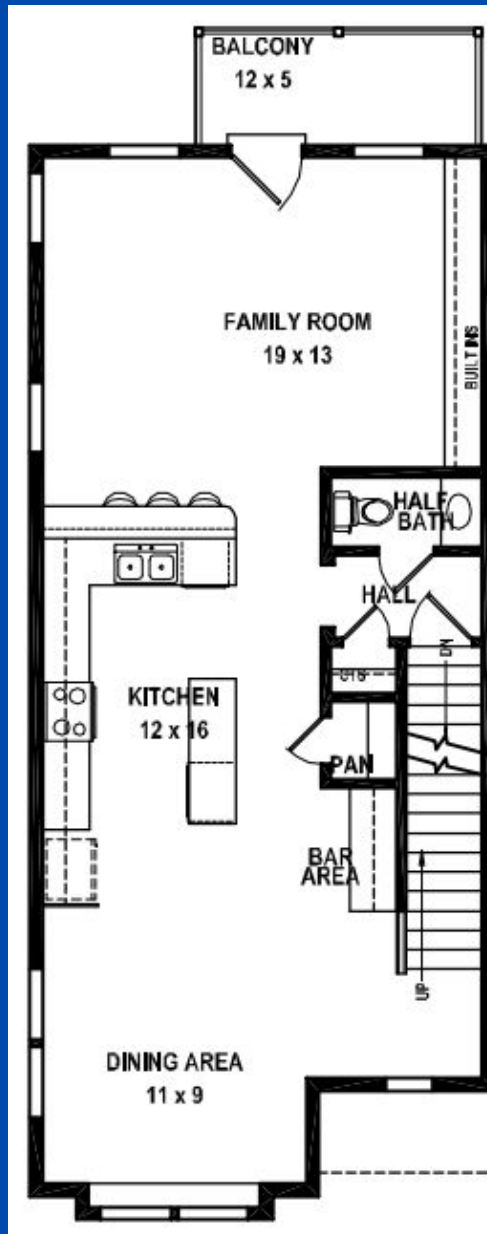
VILLAGES OF SANTA ROSA



FIRST FLOOR



SECOND FLOOR OPTION A – Open Kitchen Layout

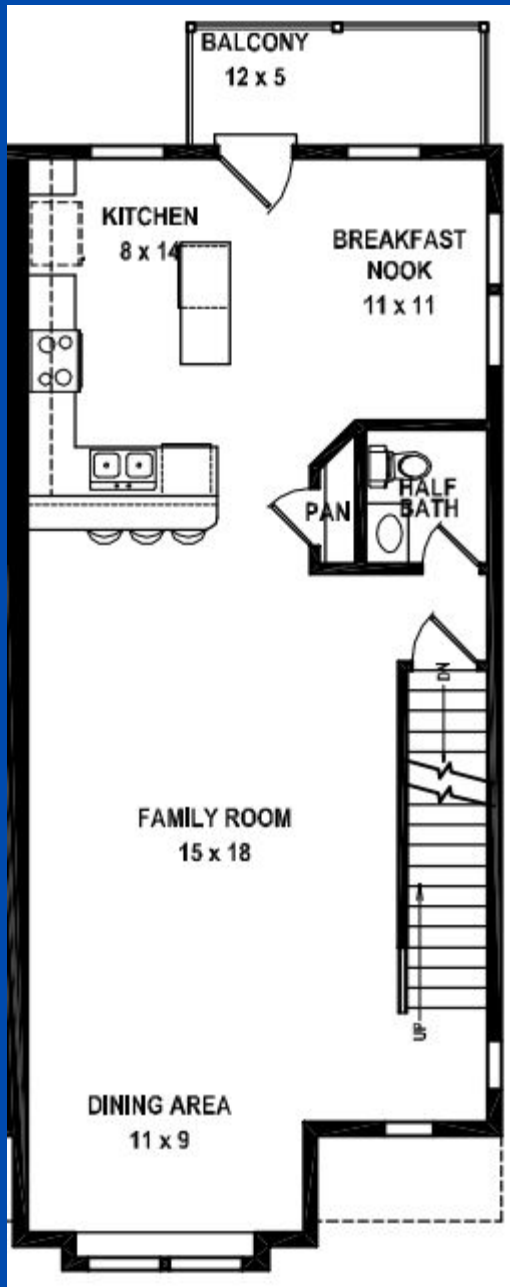


The kitchen spans approximately 9–10 feet in width and 15 feet in depth, including a raised peninsula that seamlessly connects it to the family room. Cabinetry and appliances are thoughtfully arranged along the left wall, creating an efficient and functional workspace.

This layout is designed for open living and effortless entertaining. The peninsula bar acts as a natural transition between kitchen and living space, encouraging interaction and flow.

Directly adjacent, the dining area extends the overall space, bringing the total kitchen and dining depth to approximately 25–26 feet across the full width of the home—creating a generous, continuous living environment.

SECOND FLOOR OPTION B - Defined Kitchen Layout



Located in the upper left corner of the second floor, this kitchen offers a more intimate and efficient footprint, measuring approximately 8–9 feet wide by 10–11 feet deep.

Designed in a classic galley style, the kitchen is tucked into a dedicated space, opening to a separate breakfast nook on the right. This configuration provides a more defined cooking area while maintaining connection to adjacent dining spaces.

Combined, the kitchen, breakfast nook, and dining area extend approximately 22–24 feet in depth—offering a similar overall footprint to Option A, but with a more segmented and traditional layout.

In this configuration, the family room and dining area are positioned further toward the rear of the home, creating a more distinct separation between living zones.

SECOND FLOOR

OPTION A/B – MAIN DIFFERENCES

Open vs. Defined Living

Option A emphasizes an open-concept layout with a seamless connection between kitchen and family room.

Option B offers more defined, separated spaces for cooking and dining.

Entertaining Style

Option A features a large peninsula bar, ideal for hosting and social gatherings.

Option B provides a quieter, more traditional kitchen environment.

Kitchen Size

Option A offers a kitchen approximately 20–30% larger than Option B.

Dining Placement

In Option A, the dining area sits directly adjacent to the kitchen.

In Option B, the dining area is positioned further toward the rear of the home.



THIRD FLOOR

